


1-800-flowers.com
FLOWERS ARE JUST THE BEGINNING...

- flowers & plants
 - garden works
 - home decor
 - gourmet foods
 - specialty gifts
- ▲ select a tab to continue shopping ▲

fresh ideas & info

Shopping Basket | My Assistant | Gift Center | Customer Service |

Fresh Ideas & Info for October



Now that summer is officially over, it's time to welcome in autumn with flair and style. To help you take advantage of all fall has to offer, we've put together some tips and tricks for everything from spicing up your home decoration to spicing up your apple cider.

Helpful Hints

To create a calm and relaxing atmosphere, display flower arrangements using soothing colors such as greens and lavenders.

floral ideas

Harvest Flower Arrangements

Fall's vibrant palette of colors provides a stunning variety of foliage to enhance any room's decoration. From small bouquets to large wreaths, there are some very simple ways to bring autumn's splendor into your home.

[read more](#)



Basket of Autumn
[buy now](#)

garden ideas

Design Your Bulb Garden

Autumn is the best time to plan and plant your bulbs. Planting in the fall allows the bulbs to take root and be ready for spring blooming.

[read more](#)



Queen of Night Tulips
[buy now](#)

home ideas

Deck Your Halls for Halloween

Give someone the creeps! With Halloween rapidly approaching, now is the time to decorate your home in a truly eerie way and celebrate Halloween with hair-raising style.

[read more](#)



Put a New Face on Halloween
[buy now](#)

Shopping Tools

- Register & Save
- eQ&A
- Address Book
- Gift Reminders
- Security & Privacy

Ideas In Season

- Floral Ideas
- Garden Ideas
- Home Ideas
- Gift Ideas
- Gourmet Ideas
- Bloom of the Month

Do It Yourself

- Butternut Squash Arrangement
- Time to Dig
- Fall Garland

Care & Handling

- Sunflowers
- General Floral
- Other

FIGHT
women's
cancer
with flowers
[click here to find out more](#)

[Investor Relations](#) | [About Us](#) | [Terms of Use](#) | [Employment](#) | [Store Locator](#)
Copyright © 1999 1-800-FLOWERS.COM

1-800-flowers.com
FLOWERS ARE JUST THE BEGINNING...

- flowers & plants
- garden works
- home decor
- gourmet foods
- specialty gifts

▲ select a tab to continue shopping ▲

fresh ideas & info

Shopping Basket | My Assistant | Gift Center | Customer Service |

Floral Ideas & Info



Basket of Autumn
[buy now](#)

Ideas in Season

Creating Harvest Flower Arrangements

When the summer warmth begins to turn to the crisp, clean, cool feeling of autumn, nature's vibrant palette begins to paint the landscape. Memories of fall are rich in color: strolling through paths laden with leaves in their rich yellows, oranges, purples and reds; bright orange pumpkins smiling on doorsteps; bright red apples

fresh from the tree. You can bring the color and light of fall into your home by creating a collection of harvest flora to brighten any room.

Celebrate the Harvest

A walk through your garden can provide you with a magnificent centerpiece showcasing the beauty of autumn. The fields of the harvest provide one of the best resources for beautiful floral arrangements. Richly colored leaves, stoic acorns and bright end-of-the summer flowers are the staples of autumn; the key to a successful harvest bouquet is the intricate blending of flowers, ferns, nuts, leaves and grasses into a charming seasonal arrangement.

The options for arrangements in the fall are as wide in variety as the components to the bouquet. Arrange your items lightly in an elegant basket, like our [Basket of Autumn](#). Our [Everlasting Harvest Basket](#) in your front foyer is a beautiful way to welcome guests into your home. Braided grasses also make beautiful wreaths, especially when the braid is blended with other foliage like lavender and sunflowers.



Everlasting Harvest Basket
[buy now](#)



Everlasting Fall Wall Bundle

One of the simplest ways to create a beautiful harvest arrangement is to gather your group of flowers, grasses, leaves and other stems into a group and create a hanging bouquet, like our [Everlasting Fall Wall Bundle](#). Once you have gathered your pieces, lay them out on a worktable, giving yourself enough room to spread out each item. Starting with the longest pieces you gathered, place a first layer of grasses and flowers down on the table, keeping the stems together. Once you

Shopping Tools

- Register & Save
- eQ&A
- Address Book
- Gift Reminders
- Security & Privacy

Ideas In Season

- Floral Ideas
- Garden Ideas
- Home Ideas
- Gift Ideas
- Gourmet Ideas
- Bloom of the Month


Do It Yourself

- Butternut Squash Arrangement
- Time to Dig
- Fall Garland

Care & Handling

- Sunflowers
- General Floral
- Other

FIGHT women's cancer
 with flowers
[click here to find out more](#)

buy now  have the width that you want for the entire wall bundle, begin to layer the other flowers on top of this base layer, working from longest to shortest flowers. To create a truly beautiful hanging, intertwine different floral types and colors - sunflowers with grasses, lavender with leaves. Once your bouquet has reached the desired shape, gather the ends and fasten them together with tying wire, making sure the stems of the flowers are tightly held together. Once the pieces are secure, wrap a long section of twine or other rugged string and wrap it around the stems three or four times, covering up the wire. Leave the ends of the twine long - when hung, it will intertwine with the flowers and provide a lovely contrast to the arrangement. Using a nail or a picture hook, hang the arrangement by the twine and enjoy!

[Investor Relations](#) | [About Us](#) | [Terms of Use](#) | [Employment](#) | [Store Locator](#)
Copyright © 1999 1-800-FLOWERS.COM

1-800-flowers.com
FLOWERS ARE JUST THE BEGINNING...

flowers & plants

garden works

home decor

gourmet foods

specialty gifts

fresh ideas & info

▲ select a tab to continue shopping ▲

Shopping Basket | My Assistant | Gift Center | Customer Service |

Home Ideas & Info

Ideas in Season



Caramel Apple Kit
[buy now](#)

Deck Your Halls for Halloween

There's no holiday that better captures the spirit of the fall than Halloween.

Halloween decorating should be fun and creative. Let your imagination run wild and you'll be pleased with the results.

Make Your House Halloween-Ready

The scents of spiced apple cider, popcorn balls and caramel apples conjure up a feeling of the fall. However, it's more than the smells that make up Halloween! While it's easy to make quick, tasty caramel apples with packaged kits like our Caramel Apple Kit, decorating your home for the holiday can be just as much fun as eating the treats.

Orange, black, corn yellows, apple red, rich browns and natural straw tans make up the basic color palette of Halloween. Small, miniature pumpkins are a great decorating item. Usually available at your local grocery store, they are an inexpensive and colorful decoration. Scatter them strategically around the room or place a group of them in a basket around a tall white candle. Candles are a great feature for adding a Halloween feeling to your home. Our set of 3 [Rustic Tin Pumpkin Luminaries](#) are a great way to decorate in Halloween style. They'll bring a mysterious glow to your scary home, either indoors or out!

Pumpkin Carving

Carved pumpkins, with candles, are the essential elements of Halloween decoration. Most people just pull out the standard kitchen knife and cut away. If you're tired of carving the same standard pumpkin face year after year, you might want to consider picking up a pumpkin carving kit. With stencils and the right carving tools, our [Put a New Face on Halloween](#) carving kit is a great way to create unique, detailed and fanciful carved pumpkins.



Put a New Face on Halloween
[buy now](#)

Creepy Halloween Additions

If your goal is to create a ghostly environment for the local kids when they

Shopping Tools

- Register & Save
- eQ&A
- Address Book
- Gift Reminders
- Security & Privacy

Ideas In Season

- Floral Ideas
- Garden Ideas
- Home Ideas
- Gift Ideas
- Gourmet Ideas
- Bloom of the Month

Do It Yourself

- Butternut Squash Arrangement
- Time to Dig
- Fall Garland

Care & Handling

- Sunflowers
- General Floral
- Other

FIGHT
women's
cancer
with flowers
[click here to find out more](#)

come trick-or-treating, there are some simple additions that can make your Halloween especially ghoulish. Dry ice is a fantastic way to generate the right amount of eerie smoke and bubbling, witch-cauldron noises. After you find a suitable bucket - we recommend either a steel bucket or a fake-witch cauldron - fill it with water and place it in a location near the door. Drop chunks of dry ice (available at your local grocery store) into the water at regular intervals to keep the "smoke" and "boiling" active! Remember, never touch dry ice with your bare hands!





Rustic Tin Pumpkin
Luminaries

buy now ▶

Another easy way to add a creepy touch is by stringing "cobwebs" on your doorframe. Usually available at your local craft or drug stores during the Halloween season, stringing cobwebs together can transform your modern house into a decrepit old mansion. Ghosts, goblins and ghouls - BEWARE!

[Investor Relations](#) | [About Us](#) | [Terms of Use](#) | [Employment](#) | [Store Locator](#)
Copyright © 1999 1-800-FLOWERS.COM

1-800-flowers.com
FLOWERS ARE JUST THE BEGINNING...

- 
flowers
& plants
- 
garden
works
- 
home
decor
- 
gourmet
foods
- 
specialty
gifts

▲ select a tab to continue shopping ▲

fresh ideas & info

[Shopping Basket](#) | [My Assistant](#) | [Gift Center](#) | [Customer Service](#) | 

Gift Ideas & Info

Ideas in Season

Send Some College Caring

Fall is a time for changing leaves and the cooling of the air. But for many, fall also means sharpening pencils. The beginning of fall signals the beginning of the college school season: nervous new freshman and returning sophomores and upperclassmen leave home to embark on adventures in education.



College Munchies Chest
[buy now](#) ▶

Care packages are one of the greatest joys of college for any student living away from home. They are the reminder that someone is thinking of you while you slave away on a twenty-page paper due the next morning. Whether from parent, friend or family member, care packages provide excitement and warmth as a contrast to the daily scholastic existence.



Pail of Plenty
[buy now](#) ▶

While packages of snacks and treats - like our College Munchies Chest and Pail of Plenty - are the staples of the standard college care package, the limits are endless. A Holiday-themed care package can be a fun gift to give and receive. Our Trick or Treat Basket, for example, provides a bit of Halloween to liven up the doldrums of studying. For the student studying Oceanography, the Fisherman's Picnic Basket could be a touch of humor and love - and a breath of relief that your student has finally chosen a major. A Sports Fan Basket is a perfect

care package for your football fan - a collection of sports-related treats that would be just the ticket to liven up that Saturday afternoon game. When your stressed-out student just can't take it anymore, a Reflections Basket can help soothe away the pressure. And for the end-of-the-term celebration, an Ice Cream Sundae Kit rewards them for a job well done.

Care packages are simple to purchase or create and are very rewarding to give. No matter what the relationship with the college student in your life, a care package is the perfect way to brighten their day.



Sports Fan Basket
[buy now](#) ▶

Shopping Tools

- [Register & Save](#)
- [eQ&A](#)
- [Address Book](#)
- [Gift Reminders](#)
- [Security & Privacy](#)

Ideas In Season

- [Floral Ideas](#)
- [Garden Ideas](#)
- [Home Ideas](#)
- [Gift Ideas](#)
- [Gourmet Ideas](#)
- [Bloom of the Month](#)

Do It Yourself

- [Butternut Squash Arrangement](#)
- [Time to Dig](#)
- [Fall Garland](#)

Care & Handling

- [Sunflowers](#)
- [General Floral](#)
- [Other](#)

FIGHT women's cancer

with flowers
[click here to find out more](#)